

Type List:

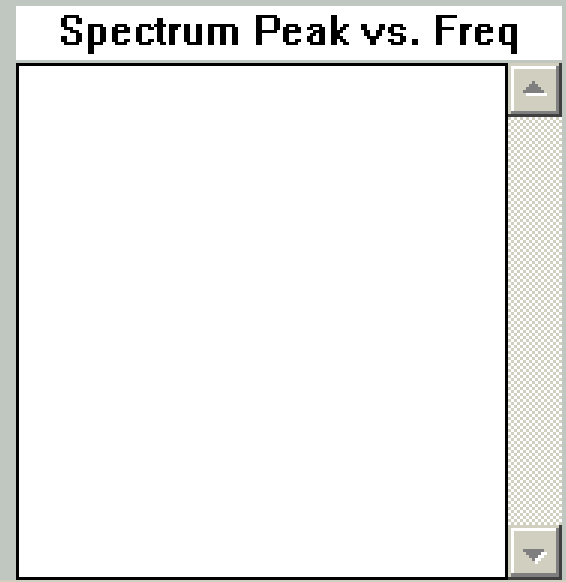
- 12620
- 12622
- 12624
- 12626
- 12628
- 12630
- 12632
- 12634
- 12636
- 128**

Add

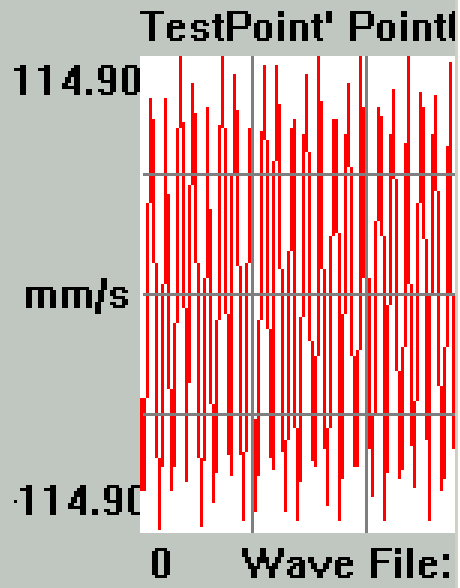
Edit

Delete

Exit



Parameter modification of ball bearing



Type:

Pitch Dia.(mm)

Ball Dia.(mm)

Consine of Contact Angle

Ball Number

OK

Cancel

103.60mm/s

Spectrum Analysis


Spectrum Peak vs. Freq

BPFS 2 Harmonic of Bearing1
IBPFS 2 Harmonic of Bearing2

Bearing Characteristic Freq (Hz)

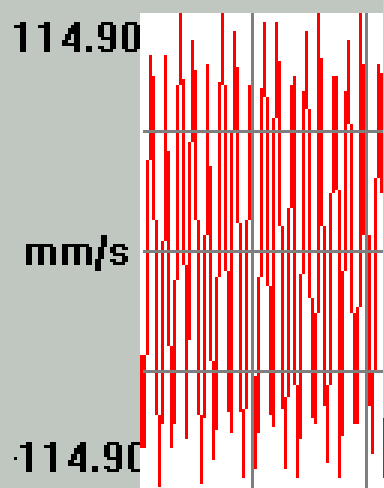
(1)RPM Frequency:	53.333 (Bearing1)	53.333 (Bearing2)	33.333 (Bearing3)
(2)BPFO:	127.096 (Bearing1)	127.096 (Bearing2)	271.429 (Bearing3)
(3)BPFI:	246.238 (Bearing1)	246.238 (Bearing2)	361.905 (Bearing3)
(4)BSFS:	75.05 (Bearing1)	75.05 (Bearing2)	114.286 (Bearing3)
(5)SFO:	18.157 (Bearing1)	18.157 (Bearing2)	14.286 (Bearing3)
(6)SFI:	35.177 (Bearing1)	35.177 (Bearing2)	19.048 (Bearing3)
(7)Roller Pass Raceway Frequency of step bearing:	186.667 (Bearing1)	186.667 (Bearing2)	316.667 (Bearing3)
(8)Roller Spin Frequency relative to Separator of step bearing:	83.56 (Bearing1)	83.56 (Bearing2)	116.667 (Bearing3)

确定



0.0 Cursor Value

TestPoint' P



0 Wave File: aa1.dat 390 ms

Bearing [v]

RA~1\SENDIG\SDES

01-08-28

02-06-24

Gearbox Parameter

Gear teeth number:

Shaft	Gear										RPM
	1	2	3	4	5	6	7	8	9	10	
1	100										3000.0
2	110	120									2727.272
3		130	120								2517.482
4			160								1888.111
5											
6											
7											
8											
9											
10											
11											

Shaft RPM:

Calculate

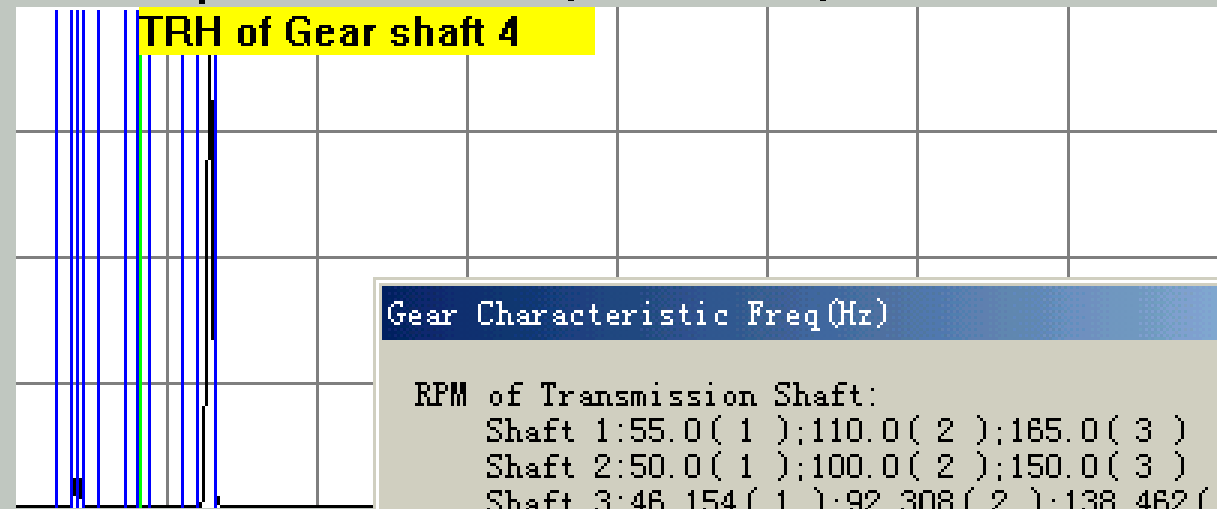
OK

Cancel

103.60mm/s

Spectrum Analysis

Spectrum Peak vs. Freq



0.0 Cursor Value

Gear Characteristic Freq(Hz)

RPM of Transmission Shaft:

Shaft 1: 55.0 (1); 110.0 (2); 165.0 (3)

Shaft 2: 50.0 (1); 100.0 (2); 150.0 (3)

Shaft 3: 46.154 (1); 92.308 (2); 138.462 (3)

Shaft 4: 34.615 (1); 69.231 (2); 103.846 (3)

Gear-mesh Frequencies:

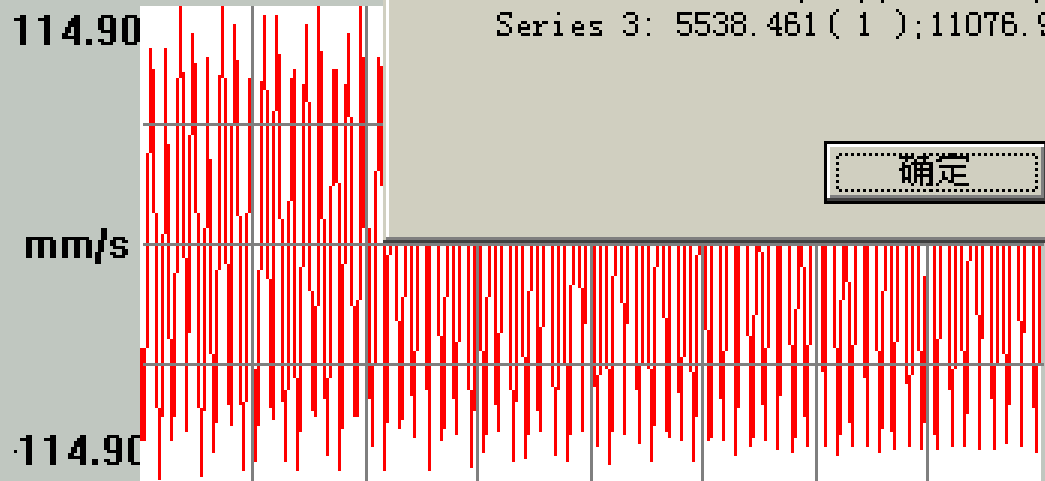
Series 1: 5500.0 (1); 11000.0 (2); 16500.0 (3)

Series 2: 6000.0 (1); 12000.0 (2); 18000.0 (3)

Series 3: 5538.461 (1); 11076.923 (2); 16615.385 (3)

确定

TestPoint' P



160

CollectTime

09:09:18

Wave File: aa1.dat

ms

Gear

RA~1\SENDIG\SDES

01-08-28

02-06-24

[-c-]

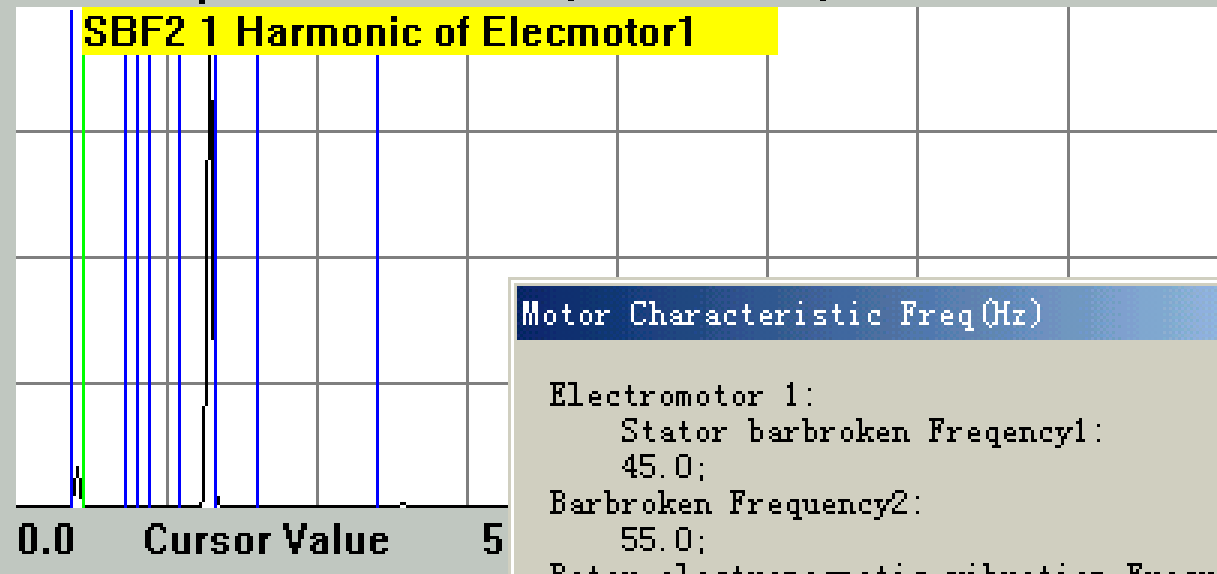
[-d-]

[-e-]

[-f-]

103.60mm/s

Spectrum Analysis

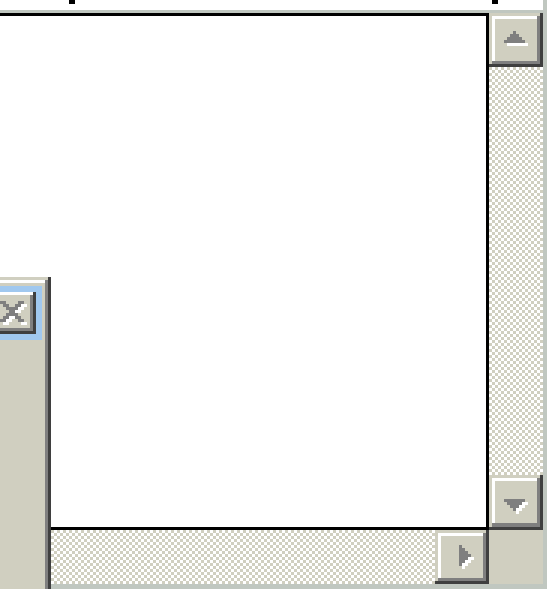


Motor Characteristic Freq(Hz)

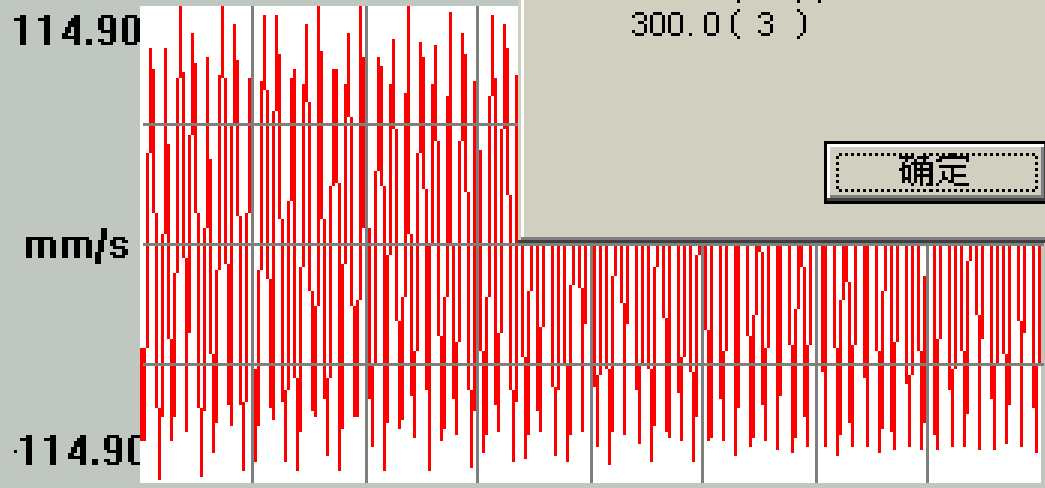
Electromotor 1:
 Stator barbroken Frequency1:
 45.0;
 Barbroken Frequency2:
 55.0;
 Rotor electromagnetic vibration Frequency:
 100.0(1);
 200.0(2);
 300.0(3)

确定

Spectrum Peak vs. Freq



TestPoint' Point000



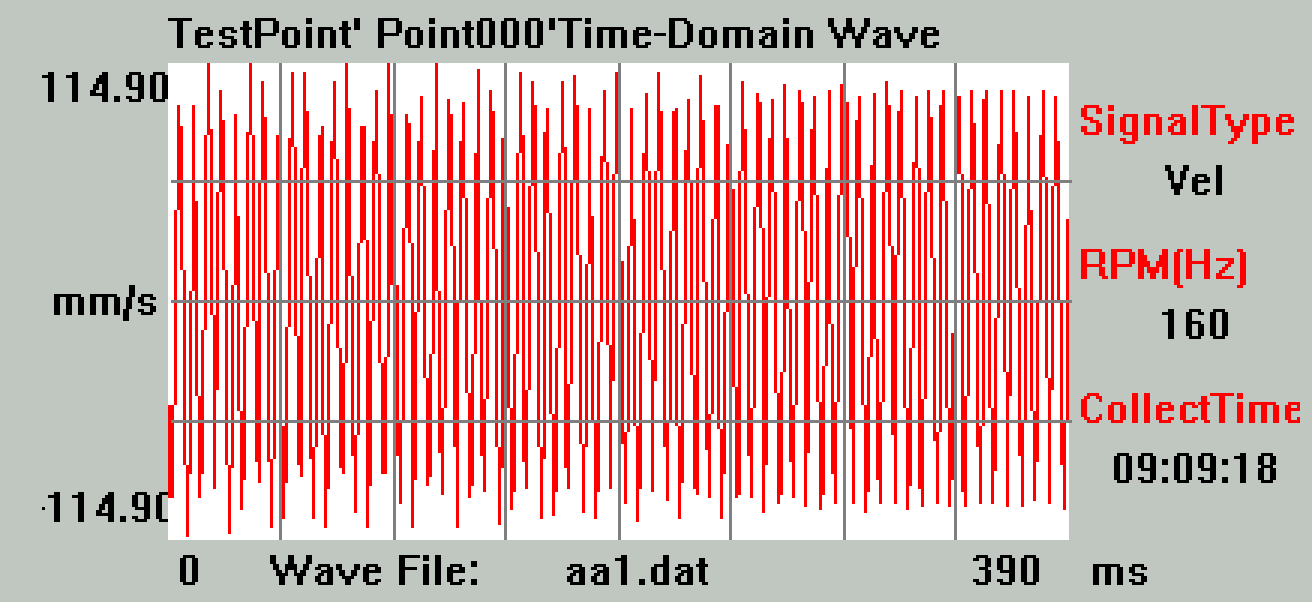
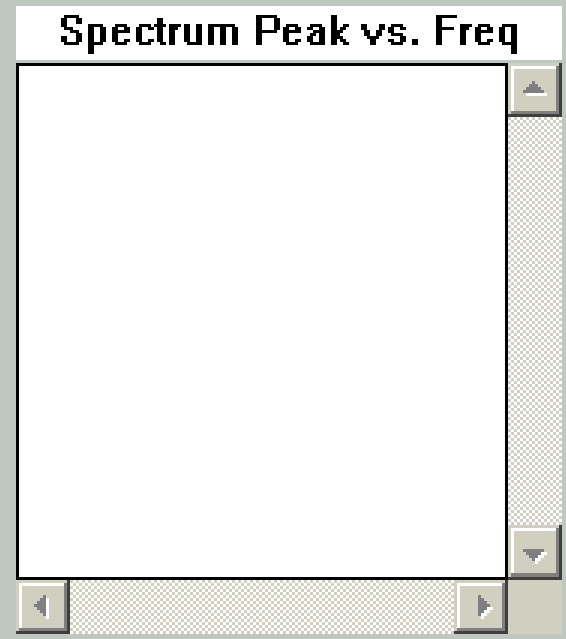
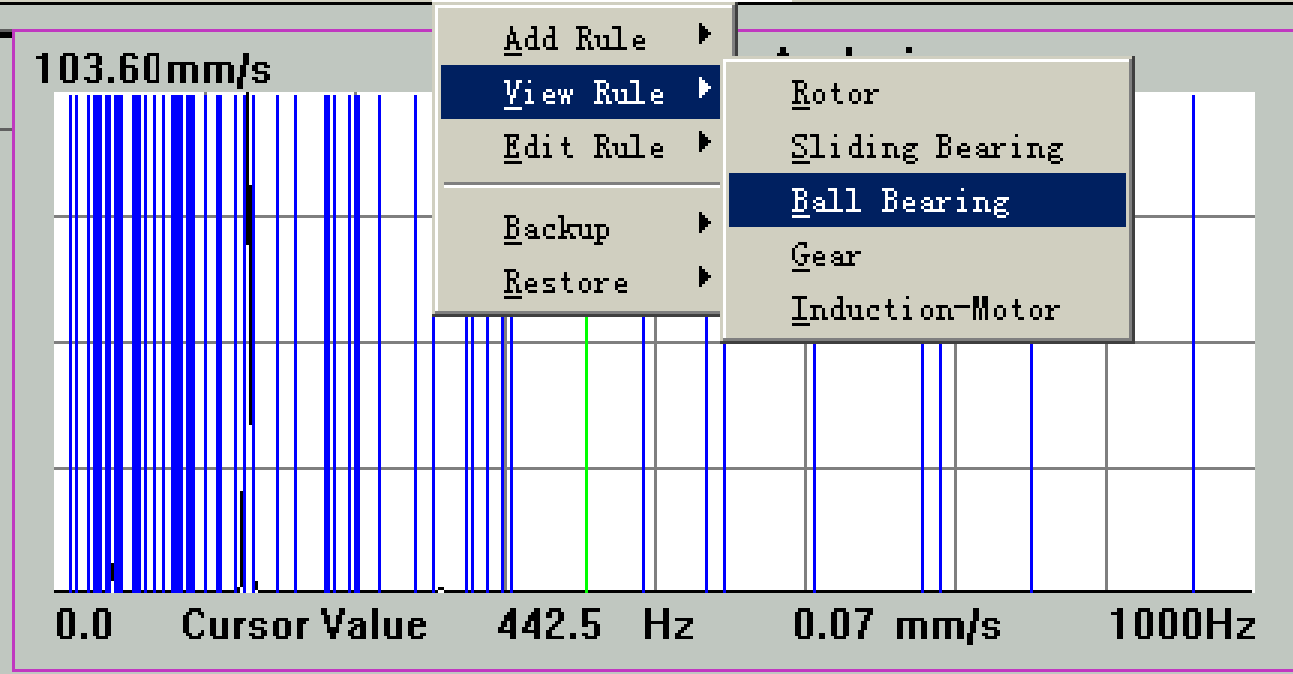
160
CollectTime
 09:09:18

stType: **Motor**

\PROGRA~1\SENDIG\SDES

1.dat	01-08-28
2.dat	02-06-24
.	.

- [-c-]
- [-d-]
- [-e-]
- [-f-]



ListType:

C:\PROGRA~1\SENDIG\SDES

aa1.dat	01-08-28
aa2.dat	02-06-24
[. .]	
[-c-]	
[-d-]	
[-e-]	
[-f-]	

Spectrum Analysis

Spectrum Peak vs. Freq

Edit machine file - (null)

Machine Name:

Rotor Number: Edit

Ball Bearing: Edit

Gear-Mesh Series: Edit

Motor Number: Edit

Curs

TestF

114.90

mm/s

114.90

0

Wave File: aa1.dat

ms

Collectime

09:09:18

[-f-]

Componer

SENDIG\SDES


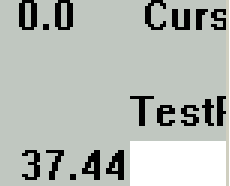
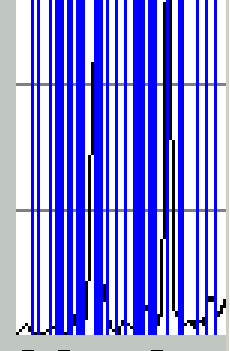
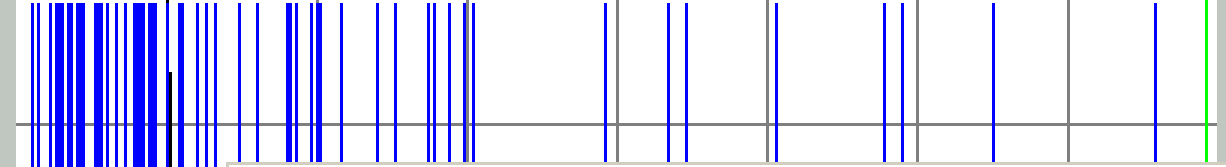
01-08-28

02-06-24

14.84 m/s

Spectrum Analysis

Spectrum Peak vs. Freq



Diagnosis Report

- Roller bearing 1:outer race spalling**
(Matched Fault Frequency: 3; rule 1)
- Roller bearing 1:inner race spalling**
(Matched Fault Frequency: 1; rule 2)
- Roller bearing 1:ball spalling**
(Matched Fault Frequency: 1; rule 3)
- Roller bearing 1:raceway disfigurement of step bearing**
(Matched Fault Frequency: 2; rule 5)
- Roller bearing 1:roll disfigurement of step bearing**
(Matched Fault Frequency: 1; rule 6)
- Roller bearing 2:outer race spalling**

OK

Spectrum

\SENDIG\SDES

01-08-28

02-06-24

Wave File: aa2.dat 390 ms